

# Yangtze 210mm 600-630 Watt

## MONO-FACIAL MODULE

### P-Type

Positive power tolerance of 0~+3%


EN 55032:2015, EN55035:2017

ISO9001:2015: Quality Management System

ISO14001:2015: Environment Management System

ISO45001:2018

Occupational health and safety management systems



## Key Features



### Multi Busbar Technology

Better light trapping and current collection to improve module power output and reliability.



### Durability Against Extreme Environmental Conditions

High salt mist and ammonia resistance.



### Reduced Hot Spot Loss

Optimized electrical design and lower operating current for reduced hot spot loss and better temperature coefficient.



### Enhanced Mechanical Load

Certified to withstand: wind load (2400 Pascal) and snow load (5400 Pascal).

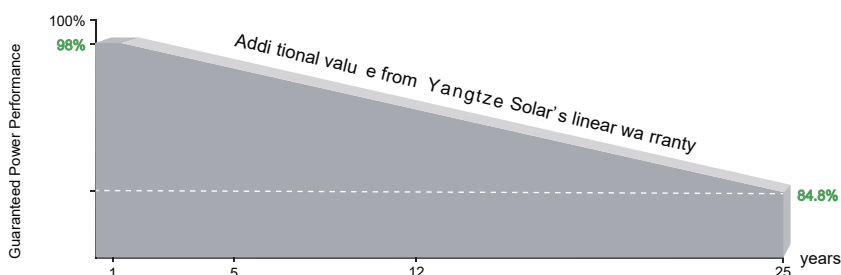


### Longer Life-time Power Yield

0.55% annual power degradation and 25 year linear power warranty.



## LINEAR PERFORMANCE WARRANTY

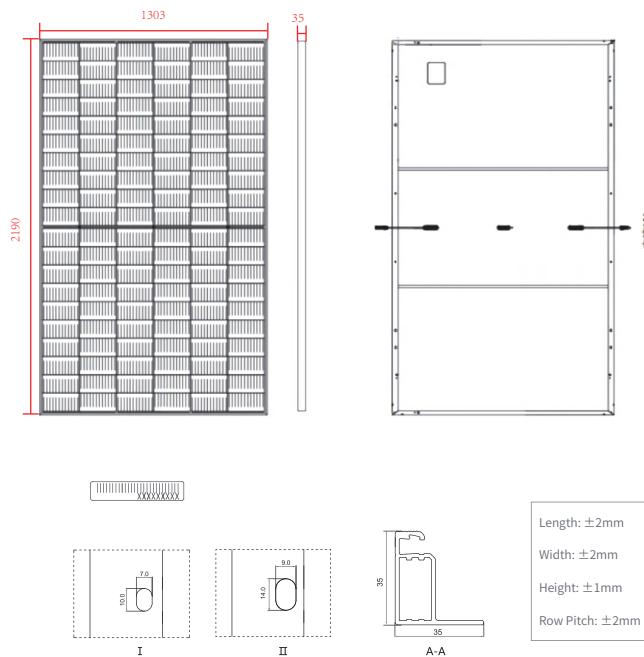


**12 Year Product Warranty**

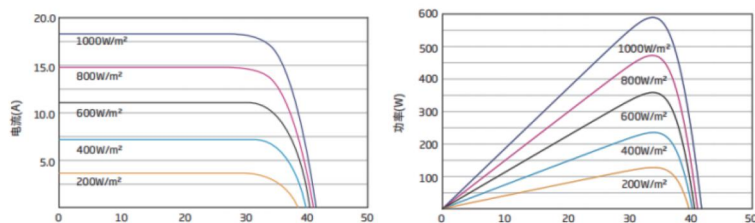
**25 Year Linear Power Warranty**

**0.55% Annual Degradation Over 25 years**

## Engineering Drawings



## Electrical Performance & Temperature Dependence



## Packaging Configuration

(Two pallets = One stack)

31pcs/pallets, 62pcs/stack, 620pcs/ 40'HQ Container

## Mechanical Characteristics

Cell Type	210mm Mono-crystalline
No. of cells	120 (6×20)
Dimensions	2190×1303×35mm (86.22×51.3×1.38 inch)
Weight	28.9 kg (63.7 lbs)
Front Glass	3.2mm, Anti-Reflection Coating, High Transmission, Low Iron, Tempered Glass
Frame	Anodized Aluminium Alloy
Junction Box	IP68 Rated
Output Cables	TUV 1×4.0mm² (+): 400mm, (-): 200mm or Customized Length

## SPECIFICATIONS

Module Type	YS600M-60		YS610M-60		YS620M-60		YS630M-60	
	STC	NOCT	STC	NOCT	STC	NOCT	STC	NOCT
Maximum Power (Pmax)	600W	454W	610W	461W	620W	468W	630W	475W
Maximum Power Voltage (Vmp)	34.4V	32.0V	34.8V	32.4V	35.2V	32.8V	35.6V	33.2V
Maximum Power Current (Imp)	17.44A	14.18A	17.53A	14.23A	17.62A	14.27A	17.70A	14.31A
Open-circuit Voltage (Voc)	41.5V	39.1V	41.9V	39.5V	42.3V	39.9V	42.7V	40.3V
Short-circuit Current (Isc)	18.52A	14.89A	18.58A	14.95A	18.67A	14.98A	18.74A	15.03A
Module Efficiency STC (%)	21.0%		21.3%		21.7%		22.0%	
Operating Temperature(°C)	-40°C~+85°C							
Maximum system voltage	1500VDC (IEC)							
Maximum series fuse rating	25A							
Power tolerance	0~+3%							
Temperature coefficients of Pmax	-0.35%/°C							
Temperature coefficients of Voc	-0.28%/°C							
Temperature coefficients of Isc	0.048%/°C							
Nominal operating cell temperature (NOCT)	45±2°C							

\*STC: Irradiance 1000W/m²

Cell Temperature 25°C

AM=1.5

NOCT: Irradiance 800W/m²

Ambient Temperature 20°C

AM=1.5

Wind Speed 1m/s